

Broadband Coax

Headend/Video Cables

Description	Part No.	UL NEC/ C(UL) CEC Type	Standard Lengths		Standard Unit Weight		Conductor (stranding) Diameter Nom. DCR	Nominal Core OD		Shielding Materials Nom. DCR	Nominal OD		Nom. Imp. (Ω)	Nom. Vel. of Prop.	Nominal Capacitance		Nominal Attenuation		
			Ft.	m	Lbs.	kg		Inch	mm		Inch	mm			pF/Ft.	pF/m	MHz	dB/100 Ft.	dB/100m

RG-59/U Type • 20 AWG Solid .032" SPCCS Conductor • Duobond Plus® + Aluminum Braid Shield (95% Coverage)

Gas-injected Foam Polyethylene Insulation • PVC Jacket (Available in 13 colors)*

80°C	9167	NEC: CATVR CMR CEC: CMG FT4	1000	304.8	27.0	12.3	20 AWG (solid) .032"	.144	3.66	Duobond Plus* + 95% Aluminum Braid	.242	6.15	75	83%	16.2	53.1	See Chart on page 6.92		
Sweep tested 5 MHz to 1 GHz.																			
							25.8Ω/M'			4.5Ω/M'									
							84.6Ω/km			14.8Ω/km									

*Available in Black, Gray, White, Red, Blue, Yellow, Brown, Orange, Green, Purple, Beige, Pink or Aqua.

RG-59/U Type • 20 AWG Solid .032" Bare Copper • Duofoil® (100% Coverage) + Tinned Copper Braid Shield (95% Coverage)

Gas-injected Foam HDPE Insulation • PVC Jacket (Available in 10 colors)**

SDI/HDTV	1505A	NEC:	500 [▲]	152.4	15.5	7.0	20 AWG (solid) .032"	.145	3.68	Duofoil + 95% TC Braid	.233	5.92	75	83%	16.3	53.5	1	.3	1.0
Digital Video		CMR	1000	304.8	35.0	16.4	BC			3.8Ω/M'							3.6	.6	1.8
75°C		CEC: CMG FT4	5000 [•]	1524.0	165.0	74.8	10.0Ω/M'			12.5Ω/km							5	.6	2.1
For Plenum version of 1505A, see 1506A.																			
Also available in bundled versions. See 7794A through 7798A.																			
							32.8Ω/km										7	.7	2.4
																	10	.9	2.9
																	67.5	2.1	6.7
																	71.5	2.1	6.9
																	88.5	2.2	7.2
																	100	2.3	7.6
																	135	2.7	8.9
																	143	2.8	9.2
																	180	3.1	10.2
																	270	3.8	12.5
																	360	4.4	14.4
																	540	5.5	18.0
																	720	6.4	21.0
																	750	6.5	21.3
																	1000	7.6	24.9
																	1500	9.3	30.5
																	2000	10.9	30.5
																	2250	11.6	38.0
																	3000	13.4	44.0

[▲]500 ft. put-up available in Black, Red or Blue only.

[•]5000 ft. put-up may vary -0% to 10%.

**1000 ft. and 5000 ft. put-ups available in all ten colors: Black, Brown, Red, Orange, Yellow, Green, Blue, Purple, Gray or White.

RG-59/U Type • 22 AWG Stranded (7x29) .031" Bare Compacted Copper Conductor[†] • TC/BC Double Braid Shield (95% Coverage)

Gas-injected Foam HDPE Insulation • PVC Jacket (Matte Black, Red, Green, Blue, Yellow, White, Purple or Orange)

High-Flex	1505F	NEC:	1000	304.8	45.0	20.4	22 AWG (7x29) .031"	.145	3.68	TC Double Braid	.242	6.15	75	80%	17.0	55.7	1	.2	.7
SDI/HDTV		CM								94% Shield Coverage							3.6	.5	1.6
Video Patch		CEC:								BCC							5	.6	2.0
75°C		CM								12.2Ω/M'							7	.7	2.4
†Compacted conductor combines impedance uniformity of solid conductors and "nick-resistance" of stranded conductor.																			
							40.0Ω/km			2.4Ω/M'							10	.9	2.9
										7.8Ω/km							67.5	2.4	7.9
																	71.5	2.5	8.2
																	88.5	2.8	9.2
																	100	3.0	9.8
																	135	3.5	11.5
																	143	3.6	11.8
																	180	4.1	13.5
																	270	5.1	16.7
																	360	6.0	19.7
																	540	7.4	24.3
																	720	8.7	28.5
																	750	8.9	29.2
																	1000	10.5	34.4
																	1500	13.3	43.6
																	2000	15.7	51.5
																	2250	16.9	55.4
																	3000	20.3	66.6

BC = Bare Copper • BCC = Bare Compacted Copper • DCR = DC Resistance • HDPE = High-density Polyethylene • SPCCS = Silver-plated, Copper-covered Steel • TC = Tinned Copper

Contact the Belden Customer Service Department for a Comprehensive Connector Cross Reference. **1-800-BELDEN-1**. Request quotations of RG/U cables not listed.

*Duobond Plus = Bonded Duofoil (100% coverage) + aluminum braid (67% coverage) + shorting fold.


Broadband Coax

Headend/Video Cables

Description	Part No.	UL NEC/ C(UL) CEC Type	Standard Lengths		Standard Unit Weight		Conductor (stranding) Diameter Nom. DCR	Nominal Core OD		Shielding Materials Nom. DCR	Nominal OD		Nom. Imp. (Ω)	Nom. Vel. of Prop.	Nominal Capacitance		Nominal Attenuation		
			Ft.	m	Lbs.	kg		Inch	mm		Inch	mm			pF/Ft.	pF/m	MHz	dB/100 Ft.	dB/100m


RG-59/U Type • 20 AWG Solid .031" Bare Copper Conductor • Tinned Copper/Bare Copper Double Braid Shield (98% Coverage)

Polyethylene Insulation • Polyethylene Jacket (Available in Red, Yellow, Green, Light Blue, White, Orange or Black)

80°C	8281	—	500 [*]	152.4	37.5	17.0	20 AWG (solid) .031"	.198	5.03	TC Double Braid	.305	7.75	75	66%	21.0	68.9	1	.3	1.0
			1000	304.8	74.0	33.6											3.6	.5	1.6
																	10.0	.8	2.6
																	71.5	2.1	6.9
																	135	3.0	9.8
																	270	4.3	14.1
																	360	5.1	16.7
																	540	6.3	20.7
																	720	7.4	24.3
750	7.6	24.9																	
1000	9.2	30.2																	

*500 ft. put-up not available in White.
Max operating voltage — Non UL 2900V RMS


Flame-retardant Semi-foam Polyethylene Insulation • PVC Jacket (Available in 9 colors)*

UL AWM Style 1354 (30V 80°C)	8281B	NEC: CMR CEC: CMG FT4	1000	304.8	84.0	38.1	20 AWG (solid) .031"	.198	5.03	TC Double Braid	.305	7.75	75	66%	21.0	68.9	1	.3	1.0
			3.6	.5	1.6														
																	10.0	.8	2.6
																	71.5	2.1	6.9
																	135	3.0	9.8
																	270	4.4	14.4
																	360	5.1	16.7
																	540	6.6	21.7
																	720	7.8	25.6
750	8.0	26.2																	
1000	10.2	33.5																	

*8281B available in Red, Orange, Yellow, Green, Blue, Purple, Gray, White or Black.

22 AWG Stranded (7x29) .031" Bare Compacted Copper Conductor* • Tinned Copper/Bare Copper Double Braid Shield (98% Coverage)

Polyethylene Insulation • PVC Jacket (Matte Red, Blue, Green, Gray or Black)

High-Flex 60°C	8281F	—	500 [*]	152.4	34.5	15.7	22 AWG (7x29) .031"	.198	5.03	TC Double Braid	.305	7.75	75	66%	21.0	68.9	1	.3	.9
			1000	304.8	67.0	30.4											3.6	.5	1.7
																	10.0	.9	3.0
																	71.5	2.5	8.2
																	135	3.6	11.8
																	270	5.1	16.7
																	360	6.0	19.7
																	540	7.4	24.3
																	720	8.7	28.5
750	8.9	29.2																	
1000	10.5	34.5																	

*500 ft. put-up available in Black only.
Max operating voltage — Non UL 2900V RMS
*Compacted conductor combines impedance uniformity of solid conductors and "nick-resistance" of stranded conductor.

BC = Bare Copper • BCC = Bare Compacted Copper • DCR = DC Resistance • SPC = Silver-plated Copper • SPCCS = Silver-plated, Copper-covered Steel • TC = Tinned Copper
Contact the Belden Customer Service Department for a Comprehensive Connector Cross Reference. **1-800-BELDEN-1**. Request quotations of RG/U cables not listed.