



HIRSCHMANN

A **BELDEN** BRAND

HirschmannTM Certification Exams

How to Use the Online Certification System

v1.0 February 2012



Contents

GENERAL INFORMATION	3
LOGIN	3
TAKE A CERTIFICATION EXAM.....	4
SELECT A TECHNOLOGY CERTIFICATION EXAM.....	6
SELECT A PRODUCT CERTIFICATION EXAM	7
SELECT A WIRELESS CERTIFICATION EXAM	8
SELECT A SECURITY CERTIFICATION EXAM	9
ENTER VOUCHER / PAY BY CREDIT CARD.....	11
VIEW A TUTORIAL	12
START THE EXAM	14
LINKS.....	15

General Information

Further information on the Certification Program is available on our website via the following Links:

English: <http://www.beldensolutions.com/en/Service/competence-center/certification/index.phtml>

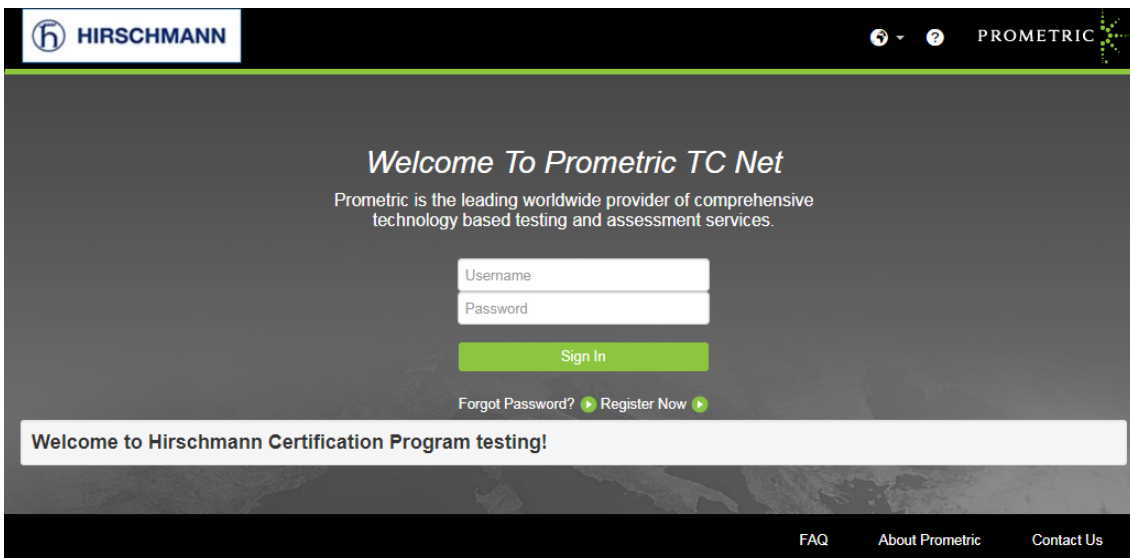
German: <http://www.beldensolutions.com/de/Service/Competence-Center/Zertifizierung/index.phtml>



Login

The certification exams are provided by Prometric. The exams can be done via the internet:

<http://ibt.prometric.com/hirschmann>

If you need to create a new account, please click on the Link “**Register now**” and follow the instructions.



 **HIRSCHMANN** 

Welcome To Prometric TC Net

Prometric is the leading worldwide provider of comprehensive technology based testing and assessment services.

Username

Password

Sign In

[Forgot Password?](#) [Register Now](#)

Welcome to Hirschmann Certification Program testing!

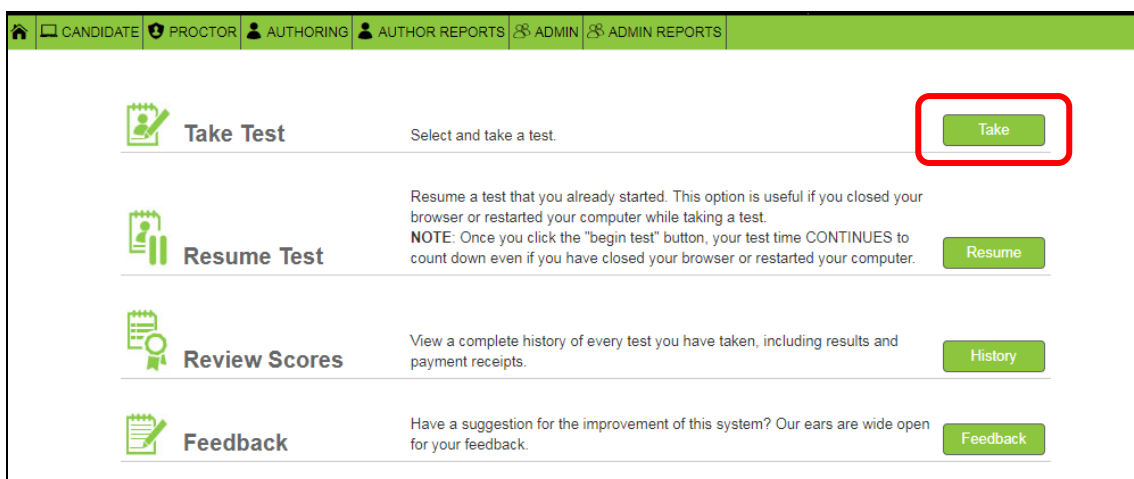
[FAQ](#) [About Prometric](#) [Contact Us](#)

Take a Certification Exam

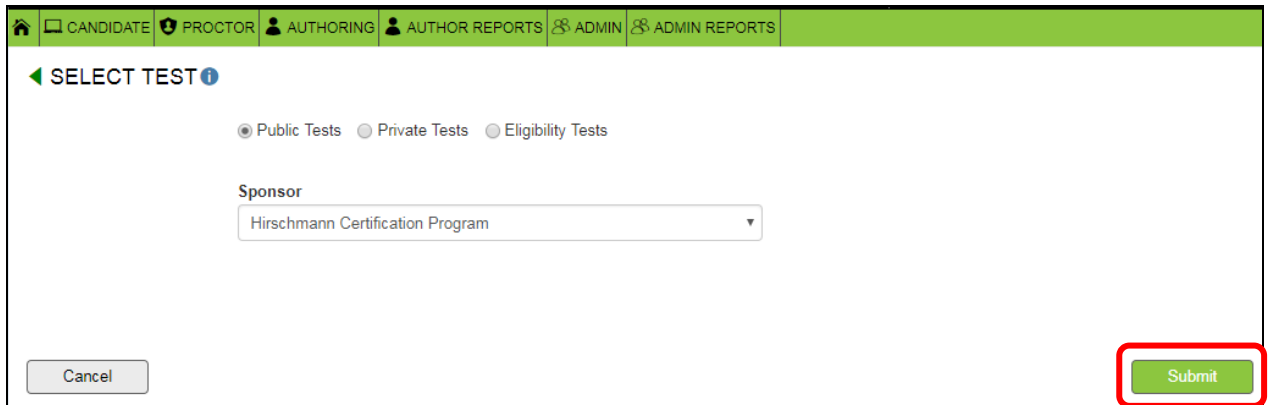
To start a certification exam, click on “Candidate -> Take Test”:



On the next page please click on the button “Take” in the frame “Take Test”:



On the next page please click on the button “**Submit**”:

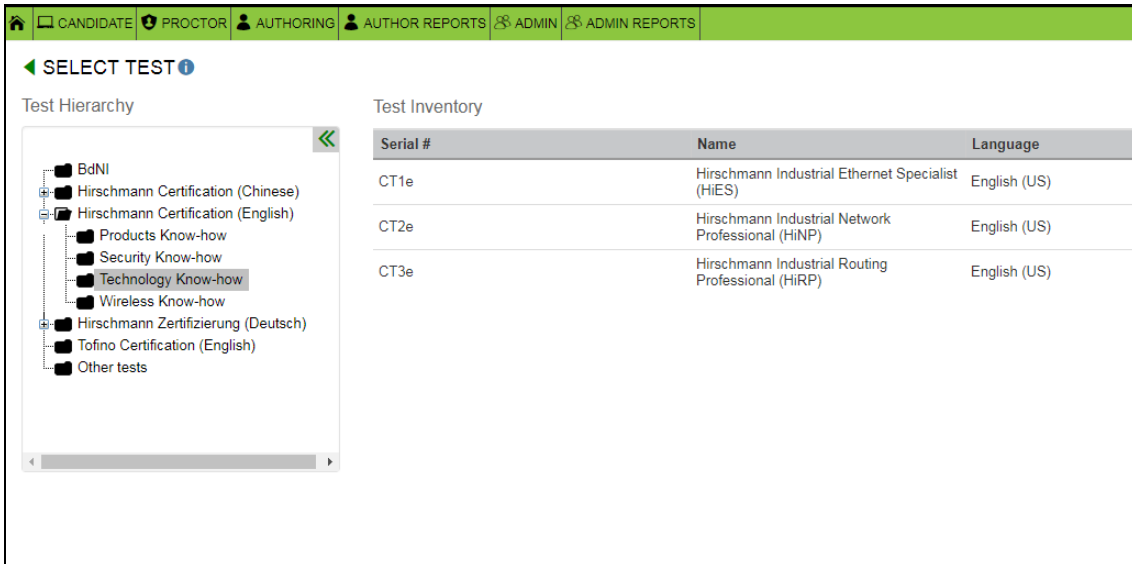


The screenshot shows a web interface with a green navigation bar at the top containing icons and labels for 'CANDIDATE', 'PROCTOR', 'AUTHORING', 'AUTHOR REPORTS', 'ADMIN', and 'ADMIN REPORTS'. Below the navigation bar is a section titled 'SELECT TEST' with a left-pointing arrow and a help icon. Under this title are three radio button options: 'Public Tests' (selected), 'Private Tests', and 'Eligibility Tests'. Below the radio buttons is a 'Sponsor' label and a dropdown menu currently displaying 'Hirschmann Certification Program'. At the bottom left is a 'Cancel' button, and at the bottom right is a green 'Submit' button, which is highlighted with a red rectangular border.

Select a Technology Certification Exam

For English **Technology** Certification exams, please select:

Hirschmann Certification (English) → Technology Know How → *HiXX exam*



Navigation: [CANDIDATE](#) | [PROCTOR](#) | [AUTHORIZING](#) | [AUTHOR REPORTS](#) | [ADMIN](#) | [ADMIN REPORTS](#)

SELECT TEST

Test Hierarchy

- BdNI
- Hirschmann Certification (Chinese)
- Hirschmann Certification (English)
 - Products Know-how
 - Security Know-how
 - Technology Know-how
 - Wireless Know-how
- Hirschmann Zertifizierung (Deutsch)
- Tofino Certification (English)
- Other tests

Test Inventory

Serial #	Name	Language
CT1e	Hirschmann Industrial Ethernet Specialist (HiES)	English (US)
CT2e	Hirschmann Industrial Network Professional (HiNP)	English (US)
CT3e	Hirschmann Industrial Routing Professional (HiRP)	English (US)

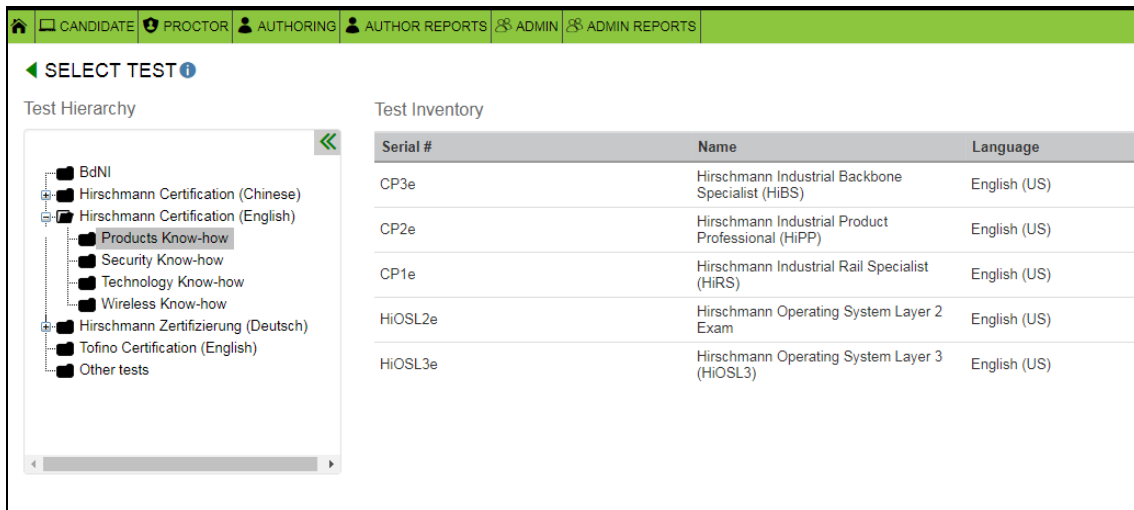
Note: The following training courses correspond with the exams:

- CT1 – Industrial Ethernet → Hirschmann Industrial Ethernet Specialist (HiES)
- CT2 – Industrial Networking → Hirschmann Industrial Network Professional (HiNP)
- CT3 – Industrial Routing → Hirschmann Industrial Routing Professional (HiRP)

Select a Product Certification Exam

For English **Product** Certification exams, please select:

Hirschmann Certification (English) → Products Know How → *HiXX exam*



SELECT TEST

Test Hierarchy

- BdNI
- Hirschmann Certification (Chinese)
- Hirschmann Certification (English)
 - Products Know-how
 - Security Know-how
 - Technology Know-how
 - Wireless Know-how
- Hirschmann Zertifizierung (Deutsch)
- Tofino Certification (English)
- Other tests

Test Inventory

Serial #	Name	Language
CP3e	Hirschmann Industrial Backbone Specialist (HiBS)	English (US)
CP2e	Hirschmann Industrial Product Professional (HiPP)	English (US)
CP1e	Hirschmann Industrial Rail Specialist (HiRS)	English (US)
HiOSL2e	Hirschmann Operating System Layer 2 Exam	English (US)
HiOSL3e	Hirschmann Operating System Layer 3 (HiOSL3)	English (US)

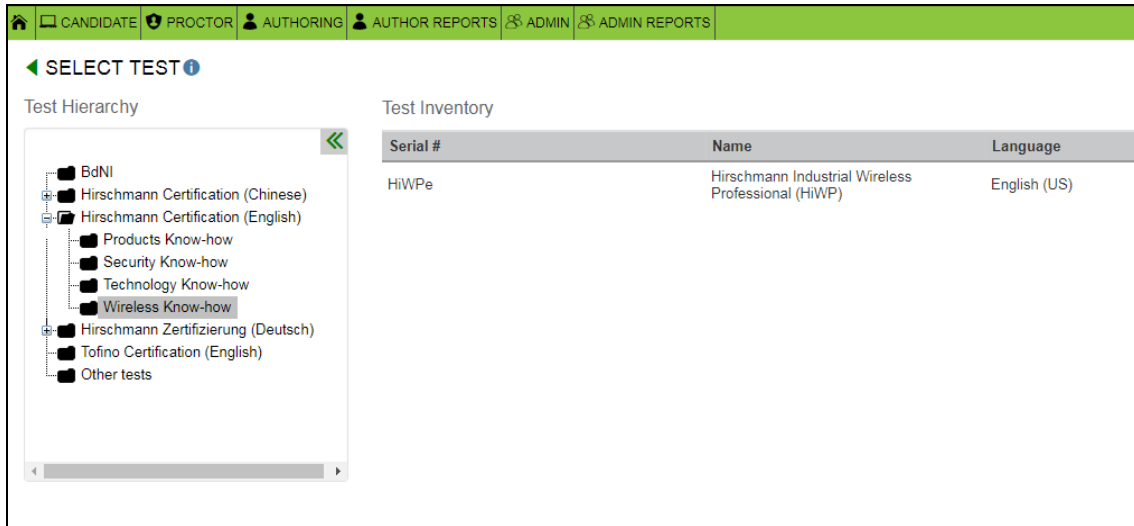
Note: The following training courses correspond with the exams:

- CP1 – Rail Family → Hirschmann Industrial Rail Specialist (HiRS)
- CP2 – Network Management with Industrial HiVision → Hirschmann Industrial Product Professional (HiNP)
- CP3 – Industrial Backbone Devices → Hirschmann Industrial Backbone Specialist (HiRP)

Select a Wireless Certification exam

For English **Security or Wireless** Certification exams, please select:

Hirschmann Certification (English) → Wireless Know How → *HiXX exam*



← SELECT TEST

Test Hierarchy

- BdNI
- Hirschmann Certification (Chinese)
- Hirschmann Certification (English)
 - Products Know-how
 - Security Know-how
 - Technology Know-how
 - Wireless Know-how
- Hirschmann Zertifizierung (Deutsch)
- Tofino Certification (English)
- Other tests

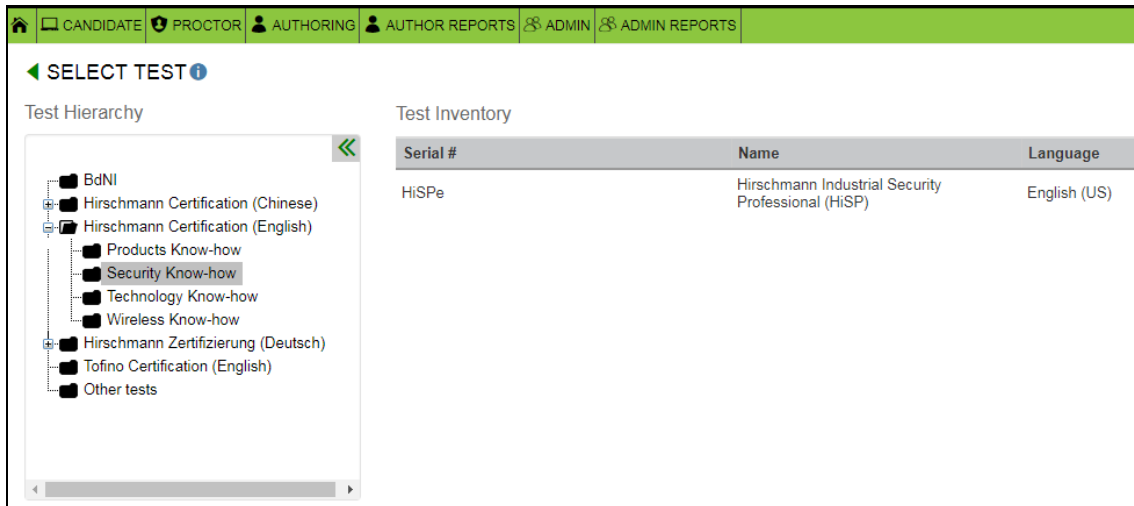
Test Inventory

Serial #	Name	Language
HiWPe	Hirschmann Industrial Wireless Professional (HiWP)	English (US)

Select a Security Certification exam

For English **Security or Wireless** Certification exams, please select:

Hirschmann Certification (English) → Wirelss Know How → *HiXX exam*



The screenshot shows a web interface for selecting a test. At the top, there is a navigation bar with tabs: CANDIDATE, PROCTOR, AUTHORIZING, AUTHOR REPORTS, ADMIN, and ADMIN REPORTS. Below this is a header for 'SELECT TEST'. The interface is divided into two main sections: 'Test Hierarchy' and 'Test Inventory'.

Test Hierarchy: A tree view showing the following structure:

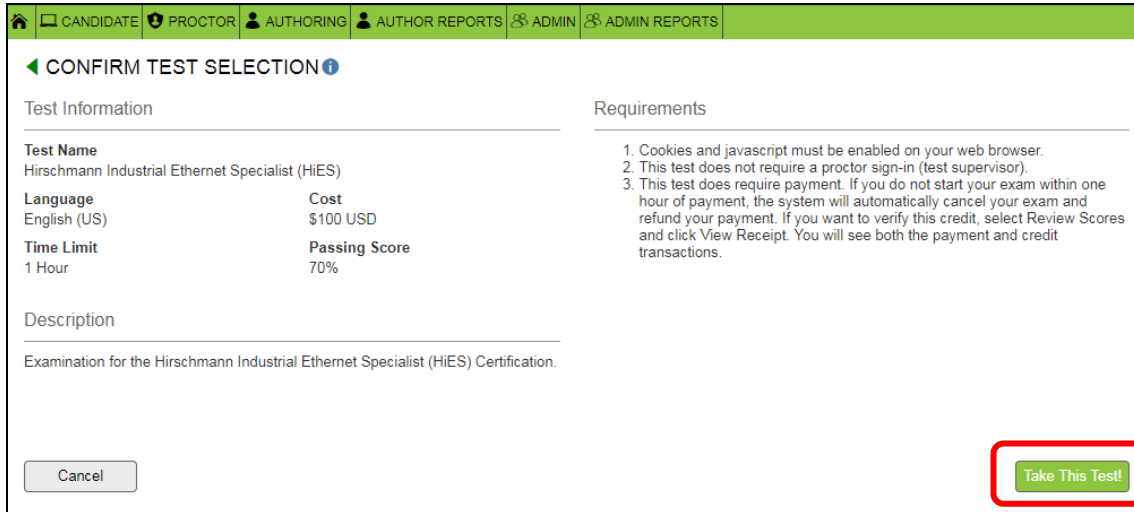
- BdNI
 - Hirschmann Certification (Chinese)
 - Hirschmann Certification (English)
 - Products Know-how
 - Security Know-how
 - Technology Know-how
 - Wireless Know-how
 - Hirschmann Zertifizierung (Deutsch)
 - Tofino Certification (English)
 - Other tests

Test Inventory: A table with the following data:

Serial #	Name	Language
HiSPe	Hirschmann Industrial Security Professional (HiSP)	English (US)

Confirm Test Selection

Please click on “Take This Test!” on the following page:



The screenshot shows a web application interface with a green navigation bar at the top containing icons and labels for CANDIDATE, PROCTOR, AUTHORIZING, AUTHOR REPORTS, ADMIN, and ADMIN REPORTS. Below the navigation bar is a breadcrumb trail: < CONFIRM TEST SELECTION ⓘ. The main content area is divided into three sections: Test Information, Requirements, and Description. The Test Information section contains a table with the following data:

Test Information	
Test Name	Hirschmann Industrial Ethernet Specialist (HiES)
Language	English (US)
Time Limit	1 Hour
Cost	\$100 USD
Passing Score	70%

The Requirements section contains a list of three items:

1. Cookies and javascript must be enabled on your web browser.
2. This test does not require a proctor sign-in (test supervisor).
3. This test does require payment. If you do not start your exam within one hour of payment, the system will automatically cancel your exam and refund your payment. If you want to verify this credit, select Review Scores and click View Receipt. You will see both the payment and credit transactions.

The Description section contains the text: Examination for the Hirschmann Industrial Ethernet Specialist (HiES) Certification.

At the bottom of the page, there are two buttons: a grey 'Cancel' button on the left and a green 'Take This Test!' button on the right, which is highlighted with a red rectangular box.

Enter Voucher / Pay by Credit Card

Now enter the provided **Voucher** and click on “**Continue**”. Please note that the voucher is case sensitive.

To pay via credit card please click on the button “**Continue**”.

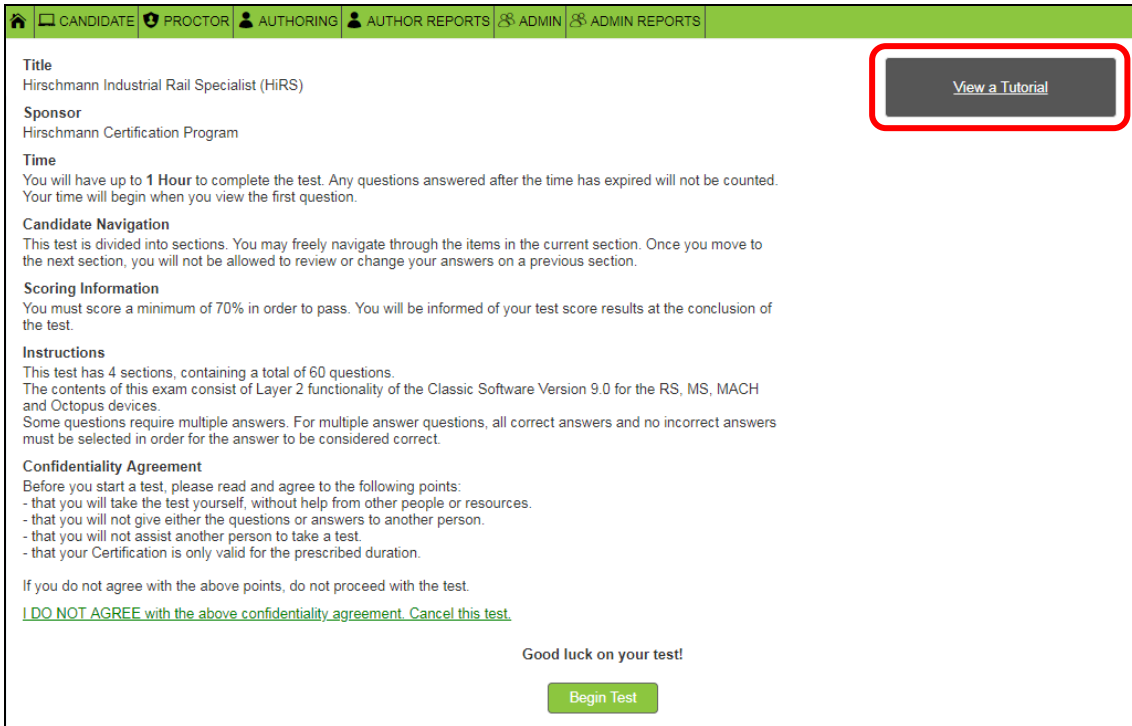


The screenshot shows a web interface with a green navigation bar at the top containing icons and labels for 'CANDIDATE', 'PROCTOR', 'AUTHORING', 'AUTHOR REPORTS', 'ADMIN', and 'ADMIN REPORTS'. Below the navigation bar, the page title is 'ENTER PROMO CODE OR VOUCHER' with an information icon. The main content area features a text input field with the placeholder text 'Enter Promotion Code or Voucher' and a green 'Continue' button to its right. Both the input field and the button are highlighted with red rectangular boxes.

View a Tutorial

Before you start the real exam, you have the possibility to run a tutorial.

To start the tutorial, please click on the link “**View a Tutorial**”.



The screenshot shows the top navigation bar with icons for CANDIDATE, PROCTOR, AUTHORIZING, AUTHOR REPORTS, ADMIN, and ADMIN REPORTS. The main content area displays the following information:

- Title:** Hirschmann Industrial Rail Specialist (HIRS)
- Sponsor:** Hirschmann Certification Program
- Time:** You will have up to **1 Hour** to complete the test. Any questions answered after the time has expired will not be counted. Your time will begin when you view the first question.
- Candidate Navigation:** This test is divided into sections. You may freely navigate through the items in the current section. Once you move to the next section, you will not be allowed to review or change your answers on a previous section.
- Scoring Information:** You must score a minimum of 70% in order to pass. You will be informed of your test score results at the conclusion of the test.
- Instructions:** This test has 4 sections, containing a total of 60 questions. The contents of this exam consist of Layer 2 functionality of the Classic Software Version 9.0 for the RS, MS, MACH and Octopus devices. Some questions require multiple answers. For multiple answer questions, all correct answers and no incorrect answers must be selected in order for the answer to be considered correct.
- Confidentiality Agreement:** Before you start a test, please read and agree to the following points:
 - that you will take the test yourself, without help from other people or resources.
 - that you will not give either the questions or answers to another person.
 - that you will not assist another person to take a test.
 - that your Certification is only valid for the prescribed duration.

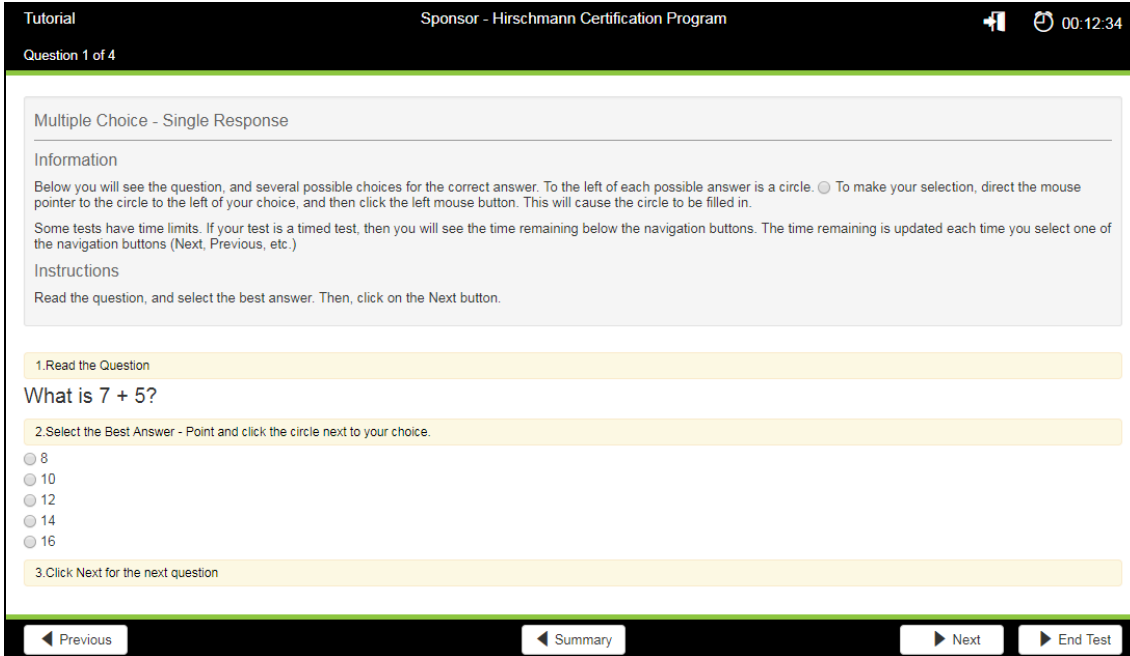
If you do not agree with the above points, do not proceed with the test.
[I DO NOT AGREE with the above confidentiality agreement. Cancel this test.](#)

Good luck on your test!

[Begin Test](#)

A button labeled "View a Tutorial" is highlighted with a red rectangular box in the top right corner of the content area.

This tutorial offers a sample exam, which describes the different formats of questions during the real exam.



The screenshot displays a digital exam interface. At the top, it shows 'Tutorial', 'Sponsor - Hirschmann Certification Program', and a timer at '00:12:34'. Below this, it indicates 'Question 1 of 4'. The main content area is titled 'Multiple Choice - Single Response' and contains 'Information' and 'Instructions' sections. The question is 'What is 7 + 5?' with four radio button options: 8, 10, 12, and 16. Navigation buttons for 'Previous', 'Summary', 'Next', and 'End Test' are located at the bottom.

Tutorial Sponsor - Hirschmann Certification Program 00:12:34

Question 1 of 4

Multiple Choice - Single Response

Information

Below you will see the question, and several possible choices for the correct answer. To the left of each possible answer is a circle. To make your selection, direct the mouse pointer to the circle to the left of your choice, and then click the left mouse button. This will cause the circle to be filled in.

Some tests have time limits. If your test is a timed test, then you will see the time remaining below the navigation buttons. The time remaining is updated each time you select one of the navigation buttons (Next, Previous, etc.)

Instructions

Read the question, and select the best answer. Then, click on the Next button.

1. Read the Question

What is 7 + 5?

2. Select the Best Answer - Point and click the circle next to your choice.

8
 10
 12
 14
 16

3. Click Next for the next question

◀ Previous Summary ▶ Next ▶ End Test

Follow the instructions until you come back to the page, where you started the tutorial.



Start the Exam

To start the exam, please click on “Begin Test”.

🏠 CANDIDATE 👤 PROCTOR 👤 AUTHORIZING 👤 AUTHOR REPORTS ⚙️ ADMIN ⚙️ ADMIN REPORTS

Title
Hirschmann Industrial Rail Specialist (HIRS) [View a Tutorial](#)

Sponsor
Hirschmann Certification Program

Time
You will have up to **1 Hour** to complete the test. Any questions answered after the time has expired will not be counted. Your time will begin when you view the first question.

Candidate Navigation
This test is divided into sections. You may freely navigate through the items in the current section. Once you move to the next section, you will not be allowed to review or change your answers on a previous section.

Scoring Information
You must score a minimum of 70% in order to pass. You will be informed of your test score results at the conclusion of the test.

Instructions
This test has 4 sections, containing a total of 60 questions.
The contents of this exam consist of Layer 2 functionality of the Classic Software Version 9.0 for the RS, MS, MACH and Octopus devices.
Some questions require multiple answers. For multiple answer questions, all correct answers and no incorrect answers must be selected in order for the answer to be considered correct.

Confidentiality Agreement
Before you start a test, please read and agree to the following points:
- that you will take the test yourself, without help from other people or resources.
- that you will not give either the questions or answers to another person.
- that you will not assist another person to take a test.
- that your Certification is only valid for the prescribed duration.

If you do not agree with the above points, do not proceed with the test.
[I DO NOT AGREE with the above confidentiality agreement. Cancel this test.](#)

Good luck on your test!

Begin Test



Links

[Certified Persons](#)

[Examination Contents](#)

[Examination Price](#)

[Candidate's Agreement](#)